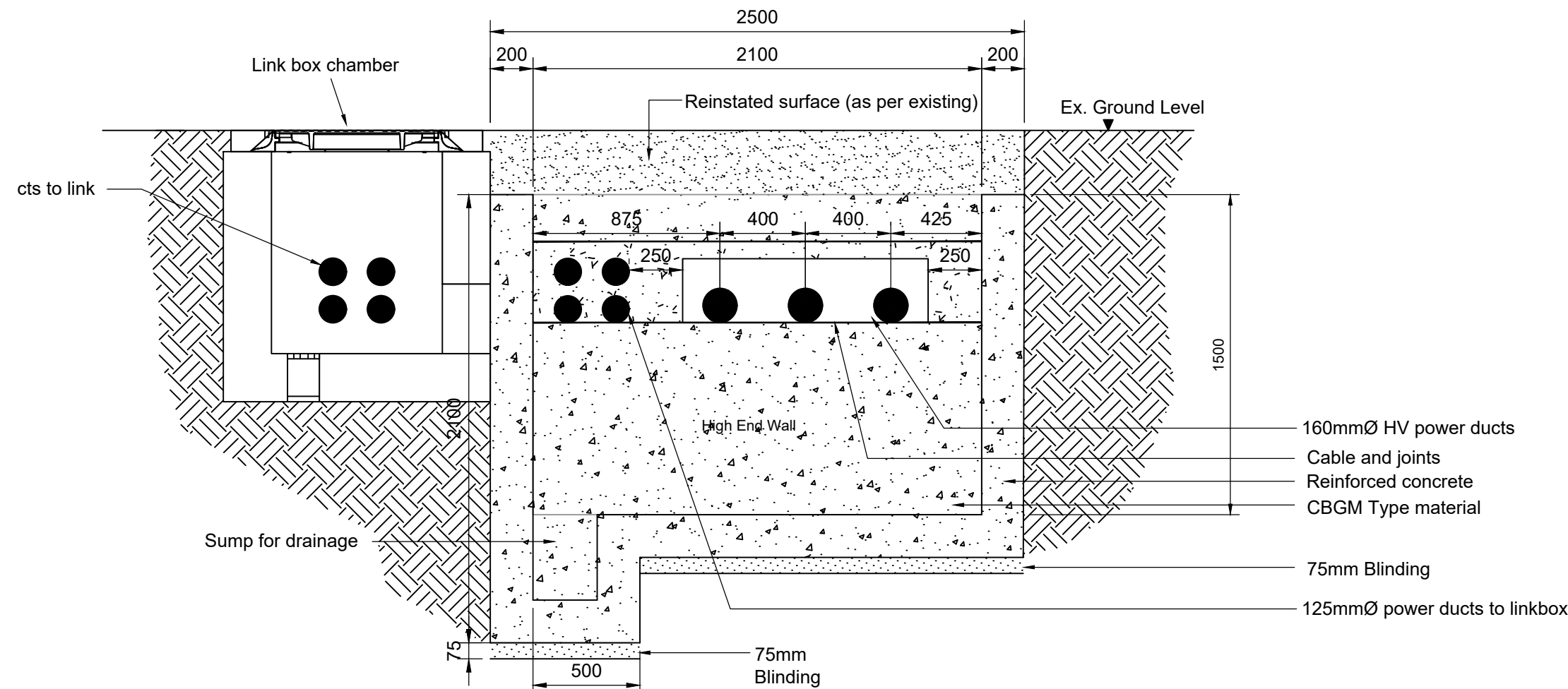
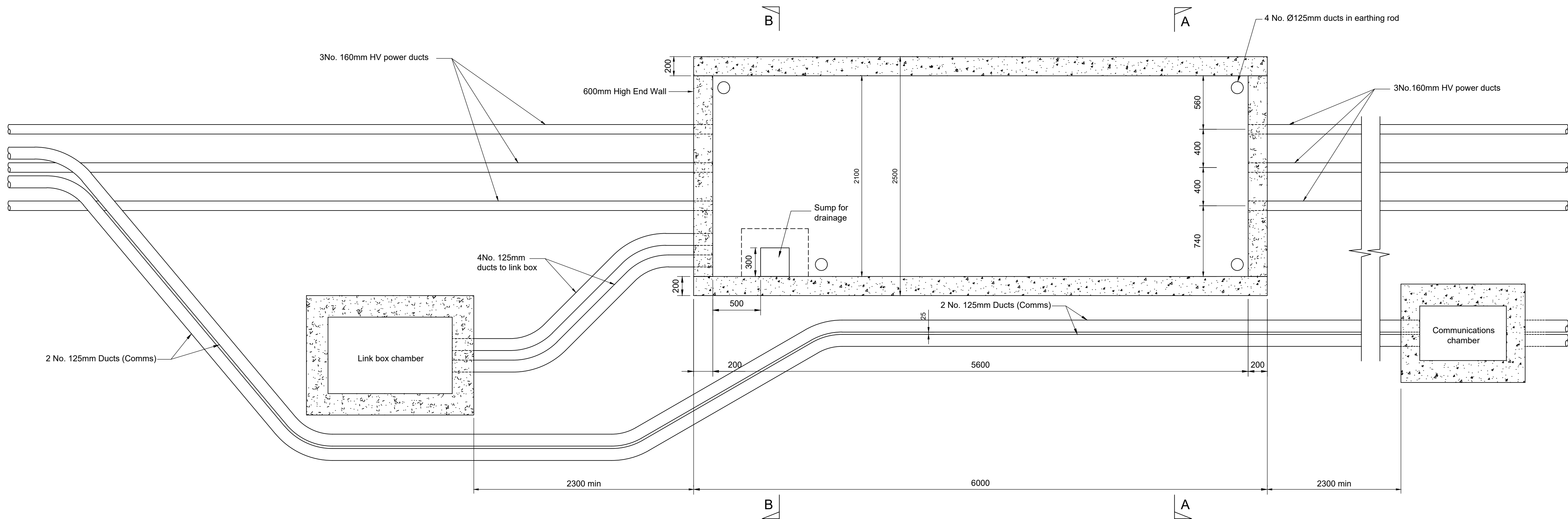


Section A-A



Section B-B



Plan of Joint Bay

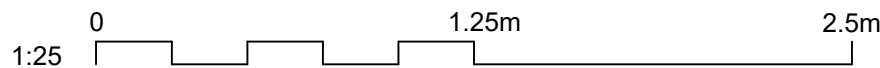
Notes

1. For planning purposes only. Not for construction.
2. All dimensions are in millimetres unless otherwise noted.
3. Where levels are shown, all levels are in metres above Malin Head datum.

Key to symbols

Reference drawings

229100591-MMD-01-XX-DR-E-2102 Joint Bay and Passing Bay Arrangement



| | | | | | |
|-----|------------|-------|---------------------|--------|-------|
| PL1 | 31/05/2022 | SHY | Issued for Planning | PF | DH |
| Rev | Date | Drawn | Description | Ch'k'd | App'd |

MOTT MACDONALD

South Block
Rockfield
Dundrum
Dublin 16
Ireland
T +353 (0)1 291 6700
F
W www.mottmac.com

Client



Title

North Connacht 110kV Project

110kV Cable
Joint Bay - Typical Details

| | | | | |
|-------------|-------------|--------------|-------------|--|
| Designed | R. McNamara | Eng check | P. Foley | |
| Drawn | S. Healy | Coordination | R. McNamara | |
| Dwg check | R. McNamara | Approved | D. Hassett | |
| Scale at A1 | Status | Rev | Security | |
| 1:25 | APR | PL1 | STD | |

Drawing Number

229100591-MMD-01-XX-DR-E-2101