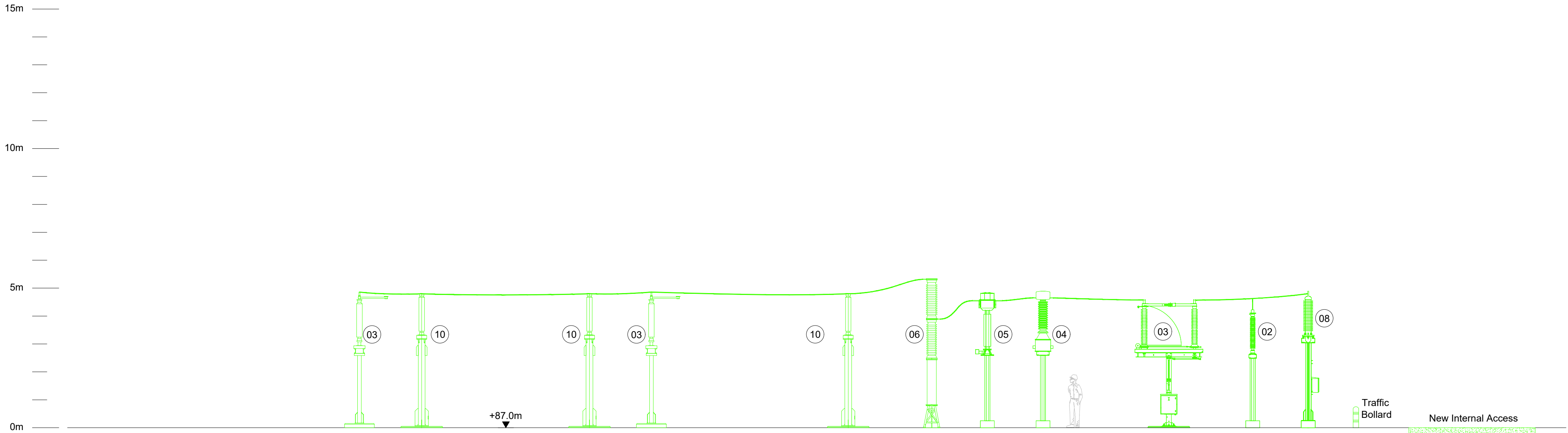
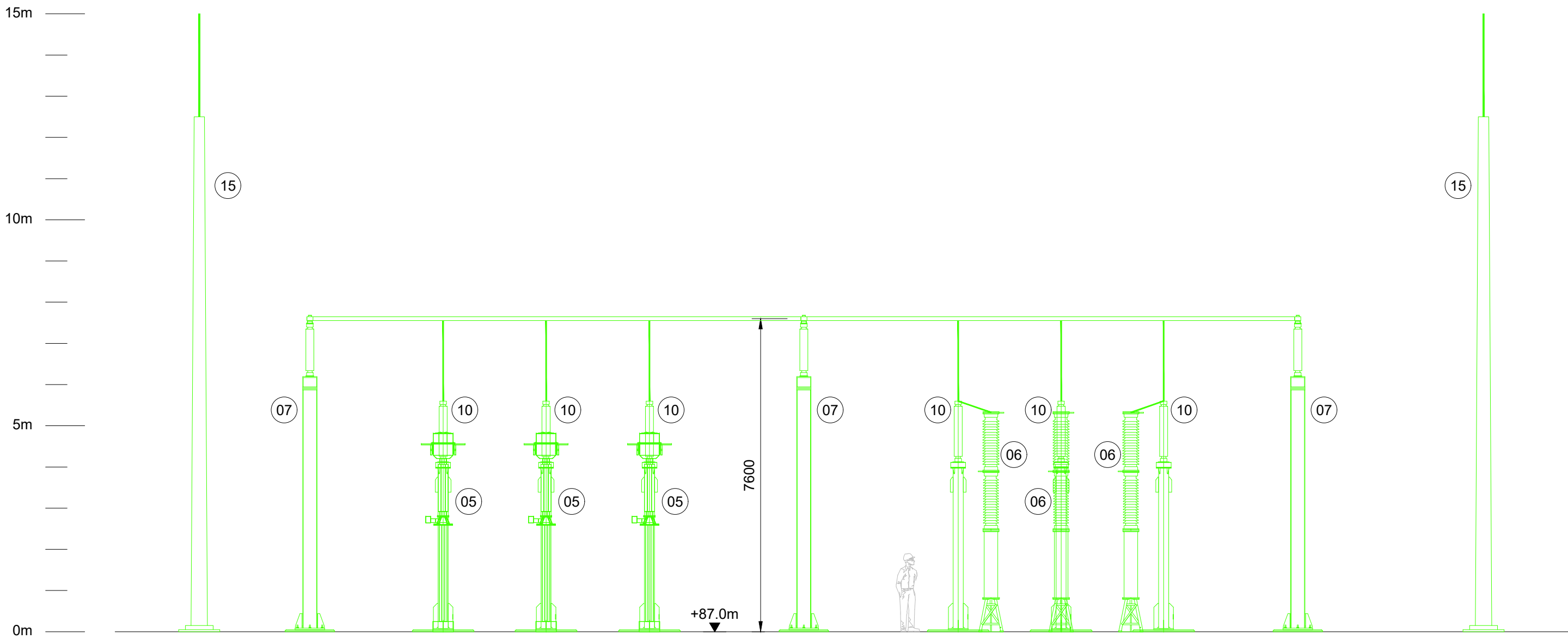


Section E-E
1:100



Section F-F
1:100



Section G-G
1:100

Notes

1. For planning purposes only. Not for construction.

2. All dimensions are in millimetres unless otherwise noted.

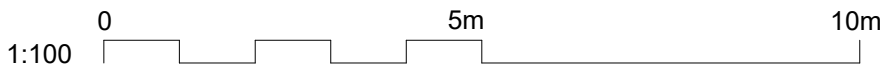
3. All levels are in metres above Malin Head datum.

Key to symbols

Existing Equipment

New Equipment

Equipment Schedule	
Item	Description
01	Power Transformer
02	Surge Arrestor
03	Disconnector
04	Voltage Transformer
05	Current Transformer
06	Circuit Breaker
07	Busbar Support
08	Cable Sealing End
09	Gantry Structure
10	Post Insulator
11	Combined CT/VT
12	Reactor
13	Capacitor Bank
14	Resistor
15	Lightning Monopole
16	Lighting Pole



Reference drawings

229100591-MMD-01-XX-DR-E-1510 Tonroe 110kV Substation - Overall Site Layout
229100591-MMD-01-XX-DR-E-1515 Tonroe 110kV Substation - Sections - Sheet 1
229100591-MMD-01-XX-DR-E-1516 Tonroe 110kV Substation - Sections - Sheet 2

PL1	31/05/2022	SHY	Issued for Planning	PF	DH
Rev	Date	Drawn	Description	Ch'k'd	App'd

M

MOTT
MACDONALD

South Block
Rockfield
Dundrum
Dublin 16
Ireland
T +353 (0)1 291 6700
F
W www.mottmac.com

Client

Title

North Connacht 110kV Project

Tonroe 110kV Substation
Sections - Sheet 3

Designed	R. McNamara	Eng check	P. Foley	
Drawn	S. Healy	Coordination	R. McNamara	
Dwg check	R. McNamara	Approved	D. Hassett	
Scale at A1	Status	Rev	Security	
1:100	APR	PL1	STD	
Drawing Number				
229100591-MMD-01-XX-DR-E-1517				